

RestService Property File Creation  
Oracle FLEXCUBE Investor Servicing  
Release 14.0.0.2.5  
[January] [2019]



---

# Table of Contents

<b>1. CREATING PROPERTY FILE FOR RESTSERVICE APPLICATIONS</b>	<b>1</b>
1.1 REST SERVICES APPLICATION .....	1

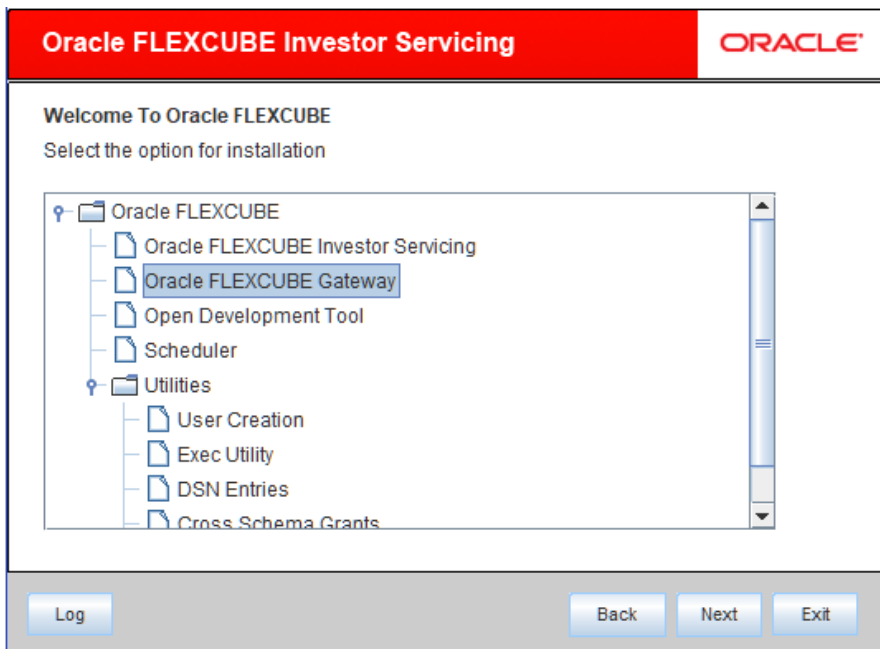
# 1. Creating Property File for RestService Applications

## 1.1 REST Services Application

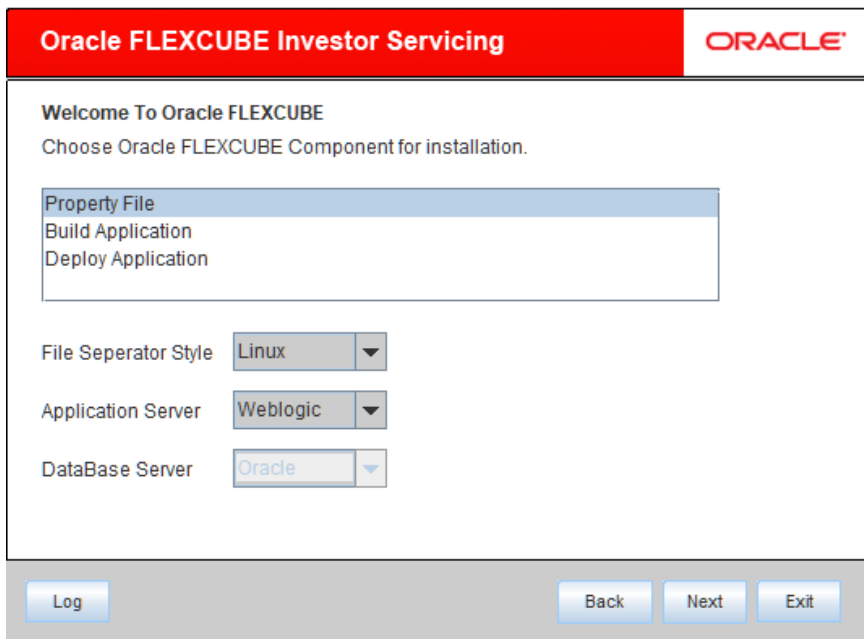
- GW\_RESTEJB\_Prop.properties
- gw\_restejb\_logger.properties
- GW\_REST\_Prop.properties
- gw\_rest\_logger.properties

Follow the steps given below:

Select 'Gateway Web Service' as the application type as shown in the below screen:



Click Next to select Property File Creation



Oracle FLEXCUBE Investor Servicing ORACLE

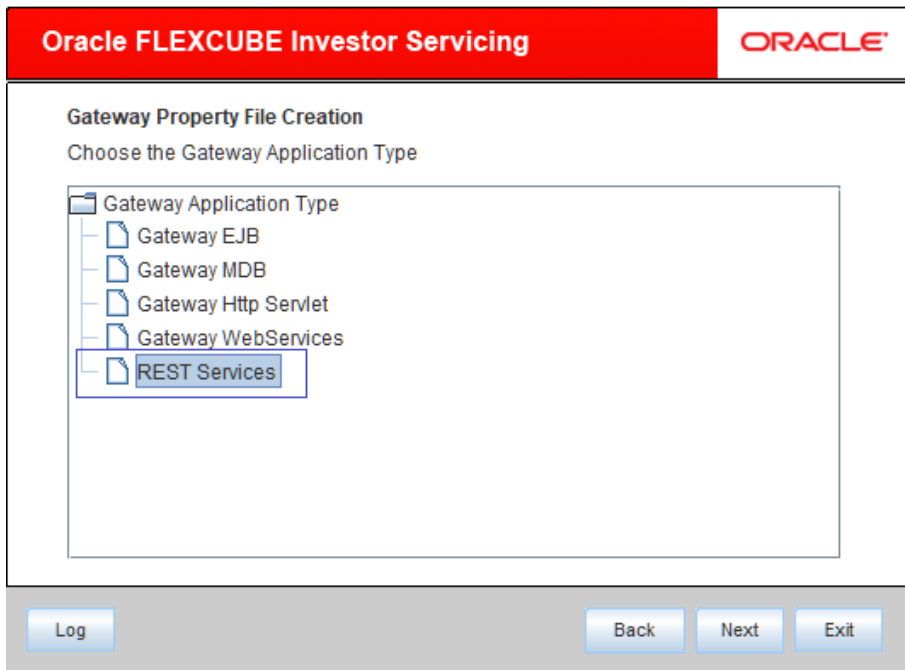
**Welcome To Oracle FLEXCUBE**  
Choose Oracle FLEXCUBE Component for installation.

Property File  
Build Application  
Deploy Application

File Separator Style Linux ▼  
Application Server Weblogic ▼  
DataBase Server Oracle ▼

Log Back Next Exit

Click Next and select Rest Service



Oracle FLEXCUBE Investor Servicing ORACLE

**Gateway Property File Creation**  
Choose the Gateway Application Type

Gateway Application Type  
Gateway EJB  
Gateway MDB  
Gateway Http Servlet  
Gateway WebServices  
REST Services

Log Back Next Exit

Click 'Next 'to enter REST EJB Details:

**Oracle FLEXCUBE Investor Servicing** ORACLE

**REST EJB Properties**  
Current screen provides an option for modifying the REST EJB Properties

Logger File

Debug Path

Security Key for Encryption

Msg Schema Pool Name

MSG IN log Required  MSG OUT log Required

Deployment Type

OPSS Enabled

Log Back Next Exit

### Logger File

Enter logger property file path.

### Debug Path

Enter path where debugs are to be written.

### Security Key for Encryption

Specify the security key for the Encryption. In this case it is 'oraclefinancials'.

### Msg Schema Pool Name

Enter valid pool name. By default it is : jdbc/fcjdevDSSMS

### MSG IN LOG Required

Choose Yes/No from drop down box

### MSG OUT LOG Required

Choose Yes/No from drop down box

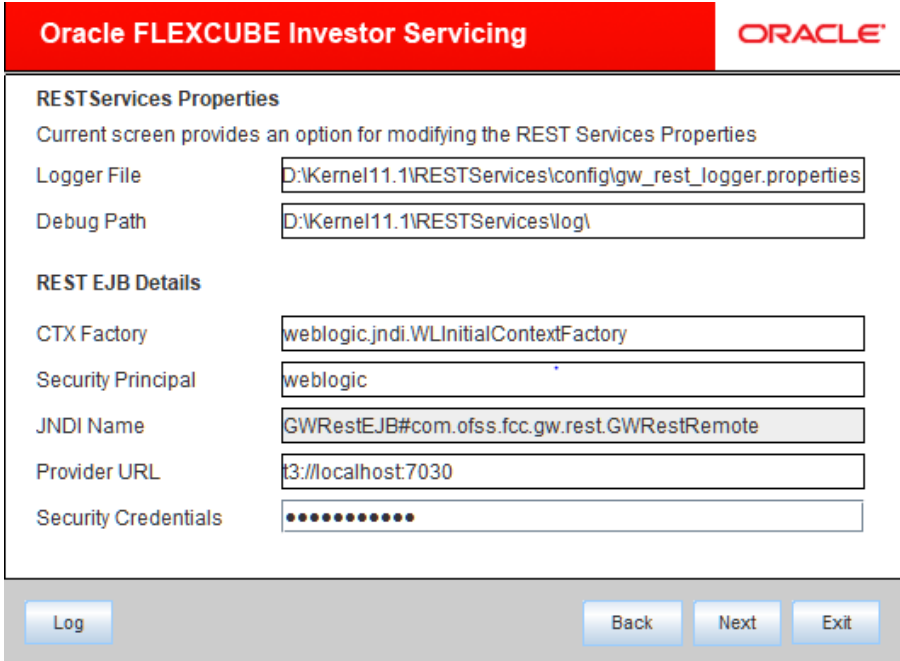
## Deployment Type

Choose Individual /Integrated from drop down box

## OPSS Enabled

Choose Yes/No from drop down box

Click Next to enter REST WS properties.



The screenshot shows a web-based configuration interface for Oracle FLEXCUBE Investor Servicing. The title bar is red with the text "Oracle FLEXCUBE Investor Servicing" and the Oracle logo. The main content area is titled "RESTServices Properties" and contains the following fields:

- Logger File:** D:\Kernel11.1\RESTServices\config\gw\_rest\_logger.properties
- Debug Path:** D:\Kernel11.1\RESTServices\log\
- REST EJB Details:**
  - CTX Factory:** weblogic.jndi.WLInitialContextFactory
  - Security Principal:** weblogic
  - JNDI Name:** GWRestEJB#com.ofss.fcc.gw.rest.GWRestRemote
  - Provider URL:** t3://localhost:7030
  - Security Credentials:** (masked with dots)

At the bottom of the screen, there are four buttons: "Log", "Back", "Next", and "Exit".

This Screen captures below properties:

### Logger File

Enter logger property file path.

### Debug Path

Enter path where debugs are to be written.

### CTX factory

Provide valid CTX factory information.

WebSphere: com.ibm.websphere.naming.WsnInitialContextFactory  
WebLogic: weblogic.jndi.WLInitialContextFactory

### Security Principal

Provide Security principal username

### JNDI Name

JNDI Name will be defaulted based on application server selected.

WebLogic: GWRestEJB#com.ofss.fcc.gw.rest.GWRestRemote

WebSphere: ejb/GWRestEJB/GWRestEJB.jar/GWRestEJB#com.ofss.fcc.gw.rest.GWRestRemote

### Provider URL

Enter URL with valid port number.

WebLogic: t3://<ipaddress>:<Port>

eg t3://ofss220392:9101

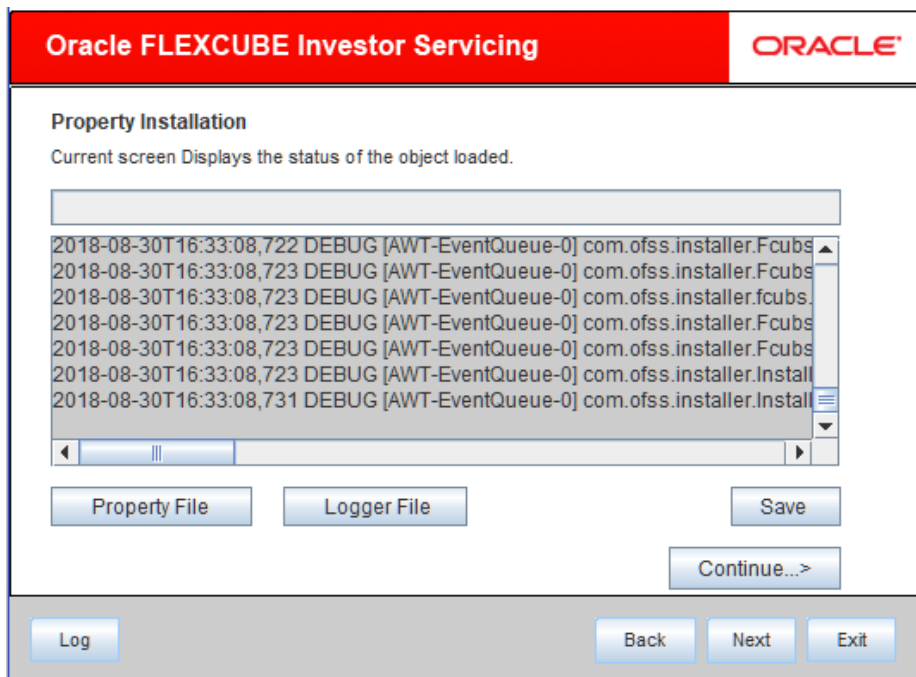
WebSphere: iiop://<ipaddress>:<BootStrap Port>

eg iiop://whf00cdc:2812

### Security Credentials

Provide Security principal password.

Click Next to save property File





Setting up Property File  
[January] [2019]  
Version 14.0.0.2.5

Oracle Financial Services Software Limited  
Oracle Park  
Off Western Express Highway  
Goregaon (East)  
Mumbai, Maharashtra 400 063  
India

Worldwide Inquiries: Phone: +91 22 6718 3000  
Fax: +91 22 6718 3001  
[www.oracle.com/financialservices/](http://www.oracle.com/financialservices/)

Copyright © [2007], [2019], Oracle and/or its affiliates. All rights reserved.

Oracle and Java are registered trademarks of Oracle and/or its affiliates. Other names may be trademarks of their respective owners.

**U.S. GOVERNMENT END USERS:** Oracle programs, including any operating system, integrated software, any programs installed on the hardware, and/or documentation, delivered to U.S. Government end users are "commercial computer software" pursuant to the applicable Federal Acquisition Regulation and agency-specific supplemental regulations. As such, use, duplication, disclosure, modification, and adaptation of the programs, including any operating system, integrated software, any programs installed on the hardware, and/or documentation, shall be subject to license terms and license restrictions applicable to the programs. No other rights are granted to the U.S. Government.

This software or hardware is developed for general use in a variety of information management applications. It is not developed or intended for use in any inherently dangerous applications, including applications that may create a risk of personal injury. If you use this software or hardware in dangerous applications, then you shall be responsible to take all appropriate failsafe, backup, redundancy, and other measures to ensure its safe use. Oracle Corporation and its affiliates disclaim any liability for any damages caused by use of this software or hardware in dangerous applications.

This software and related documentation are provided under a license agreement containing restrictions on use and disclosure and are protected by intellectual property laws. Except as expressly permitted in your license agreement or allowed by law, you may not use, copy, reproduce, translate, broadcast, modify, license, transmit, distribute, exhibit, perform, publish or display any part, in any form, or by any means. Reverse engineering, disassembly, or decompilation of this software, unless required by law for interoperability, is prohibited.

The information contained herein is subject to change without notice and is not warranted to be error-free. If you find any errors, please report them to us in writing.

This software or hardware and documentation may provide access to or information on content, products and services from third parties. Oracle Corporation and its affiliates are not responsible for and expressly disclaim all warranties of any kind with respect to third-party content, products, and services. Oracle Corporation and its affiliates will not be responsible for any loss, costs, or damages incurred due to your access to or use of third-party content, products, or services.

